




Microsoft Teams Login Guide for Students

1	Log on to www.fusd.net	
2	Click on "For Student" link	 <p style="text-align: center;">FOR STUDENTS</p>
3	Click on "Office 365 Student Email" link	
4	Login using the following information Email: ID#@students.fusd.net (ID is student ID#) Password: Unique password used on school computers. For password assistance please contact FUSD HelpDesk (909)357-7630	
5	Click on "Teams" link Note: On this page, students have access to Word, Excel and Powerpoint if needed.	
6	Once you are in the Teams app, you will see the main dashboard, where students should be able to see their classes. Click on each class to see any assigned work. Students may also use this to communicate with teachers and other students.	